

# New Method for the Determination of the Trialkylaluminum Content in Alumoxanes

Andrew R. Barron

Department of Chemistry, Harvard University, Cambridge, Massachusetts 02138

Received November 9, 1994<sup>⊗</sup>

**Summary:** Alkylalumoxanes (such as methylalumoxane, MAO) can contain "free" trialkylaluminum ( $\text{AlR}_3$ ). The relative ratio of the latter in any sample may be determined by  $^{31}\text{P}$  NMR spectroscopy upon addition of excess  $\text{PPh}_3$ . The rapid exchange of free  $\text{PPh}_3$  and  $\text{Me}_3\text{-Al}\cdot\text{PPh}_3$  results in the  $^{31}\text{P}$  NMR signal being a weighted average from which an accurate determination of  $\text{AlR}_3$  can be made, based on an external standard. This analysis method has been demonstrated for the determination of  $\text{AlMe}_3$ ,  $\text{AlEt}_3$ , and  $\text{Al}^i\text{Bu}_3$  in methylalumoxane (MAO), ethylalumoxane (EAO), and isobutylalumoxane (IBAO) and bis(diisobutylaluminum oxide) (DBAO), respectively.

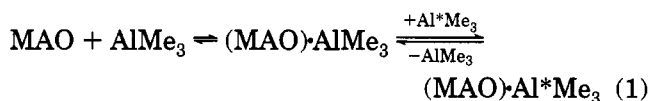
## Introduction

Alumoxanes,  $(\text{RAIO})_n$ , formed by the controlled hydrolysis of trialkylaluminum compounds, are used commercially as active catalysts and cocatalysts for the oligomerization and polymerization of olefins and epoxides. Although alumoxanes traditionally were proposed to be rings or chains containing three-coordinate aluminum, we have demonstrated that the primary species are cage compounds in which the aluminum is four-coordinate.<sup>1–3</sup> While we have isolated individual cage compounds for the *tert*-butylalumoxanes (e.g.,  $[(^t\text{Bu})\text{AlO}]_n$ ,  $n = 6–9, 12$ ),<sup>1,2</sup> commercial alumoxanes, in particular methylalumoxane (MAO), are known to contain significant quantities of the parent trialkyl as a residue from the hydrolysis reaction.<sup>4</sup> Since the amount of  $\text{AlMe}_3$  present has a significant effect on the catalytic activity of MAO,<sup>5</sup> it is of importance to determine accurately the quantity of  $\text{AlMe}_3$  in any single sample of alumoxane.

There are at present a number of methods for the determination of content of  $\text{AlMe}_3$  in MAO: (a) volatilization of  $\text{AlMe}_3$ , (b)  $^1\text{H}$  NMR spectroscopy, and (c) titration of  $\text{AlMe}_3$  with pyridine.<sup>6</sup> None of these methods give an accurate measure of  $\text{AlMe}_3$  content due to a number of insurmountable issues.

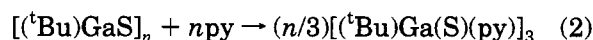
The  $\text{AlMe}_3$  present in commercial samples of MAO is present in two forms: *free* (i.e.,  $\text{Al}_2\text{Me}_6$ ) and *complexed* (i.e.,  $(\text{MAO})\cdot\text{AlMe}_3$ ). Removal of volatiles initially takes away the free  $\text{AlMe}_3$ . That more free  $\text{AlMe}_3$  is observed on standing of a sample from which the  $\text{AlMe}_3$  has been

removed is due to the equilibrium between free and complexed trialkyl (eq 1).<sup>7</sup> Thus, the determination of



volatile aluminum content is highly dependent on the experimental conditions. The equilibrium between free and complexed  $\text{AlMe}_3$  (eq 1) also precludes accurate integration of the  $^1\text{H}$  NMR spectra, notwithstanding the pathological overlap of the  $\text{Al}-\text{CH}_3$  peaks for  $\text{AlMe}_3$  and  $(\text{MeAlO})_n$ . Any methodology to determine  $\text{AlMe}_3$  content must determine the total percentage of aluminum present as  $\text{AlMe}_3$ .

With respect to the pyridine titration method, the basic assumption is that complexation only occurs with the  $\text{AlMe}_3$  and not the alumoxane. However, we have reported that the isolobal gallium sulfide cages react *via* cage cleavage with pyridine (eq 2),<sup>8</sup> and a similar

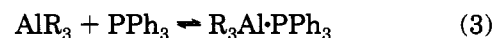


reaction is observed for alumoxanes.<sup>1</sup> The results of pyridine titration experiment are masked by side reactions. It is desirable, therefore, that any method for the determination of  $\text{AlR}_3$  content should be specific for the trialkyl and preclude any reaction with the alumoxane.

Given the limitations of the analytical methods outlined above, we have developed a simple NMR method for the accurate determination of  $\text{AlR}_3$  content in alumoxane solutions.

## Results and Discussion

**Rationalization of Method.** Aluminum trialkyls react reversibly with triphenylphosphine to form a Lewis acid–base complex (eq 3).<sup>9</sup> While the equilibrium



constant for this reaction is dependent on the steric hindrance of the alkyl substituent, the reaction is sufficiently shifted to the right so that complexation is complete. This is true even if the parent trialkyl is dimeric, e.g.,  $\text{Al}_2\text{Me}_6$ . In contrast to the cleavage of alkyl-bridged dimers, we have demonstrated that there is no reaction between  $\text{PPh}_3$  and dimeric (or higher oligomeric) aluminum compounds where the bridging

(7) It should be noted that the  $\text{AlR}_3$  content in alumoxanes is also dependent upon the age of the sample.

(8) Power, M. B.; Ziller, J. W.; Barron, A. R. *Organometallics* 1992, 11, 2783.

(9) Barron, A. R. *J. Chem. Soc., Dalton Trans.* 1988, 3047.

<sup>⊗</sup> Abstract published in *Advance ACS Abstracts*, June 1, 1995.

(1) Mason, M. R.; Smith, J. M.; Bott, S. G.; Barron, A. R. *J. Am. Chem. Soc.* 1993, 115, 4971.

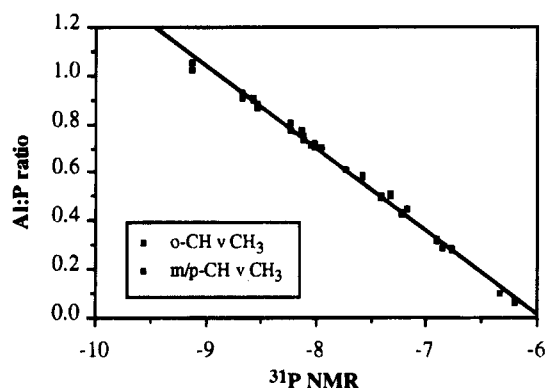
(2) Harlan, C. J.; Mason, M. R.; Barron, A. R. *Organometallics* 1994, 13, 2957.

(3) Harlan, C. J.; Bott, S. G.; Barron, A. R. *J. Am. Chem. Soc.* 1995, 117, 6465.

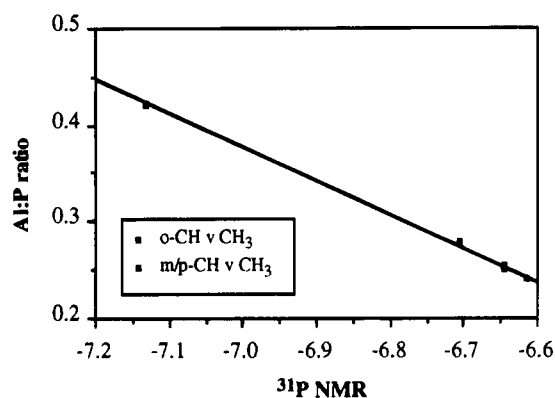
(4) Pasynkiewicz, S. *Polyhedron* 1990, 9, 429.

(5) Increased amounts of  $\text{AlMe}_3$  in MAO have been shown to decrease the catalytic activity of MAO in a number of systems, including the ring-opening polymerization of  $\beta$ -lactones; see: Wu, B.; Lenz, R. W.; Harlan, C. J.; Barron, A. R. *Can. J. Biochem.*, in press.

(6) See: Jordan, D. E. *Anal. Chem.* 1968, 40, 2150 and references therein.



**Figure 1.** Plot of the  $^{31}\text{P}$  NMR chemical shift of a mixture of  $\text{AlMe}_3$  and  $\text{PPh}_3$  in toluene- $d_8$  as a function of the Al:P ratio ( $R = 0.993$ ).



**Figure 2.** Plot of the  $^{31}\text{P}$  NMR chemical shift of a mixture of  $\text{AlEt}_3$  and  $\text{PPh}_3$  in toluene- $d_8$  as a function of the Al:P ratio ( $R = 0.998$ ).

ligand is an oxygen donor (e.g., oxide, alkoxide).<sup>10</sup> Thus, addition of  $\text{PPh}_3$  to a mixture of  $\text{Al}(\text{tBu})_3$  and  $[(\text{tBu})_2\text{Al}(\text{O}^i\text{Bu})]_2$  results in complexation of the former and not the latter.

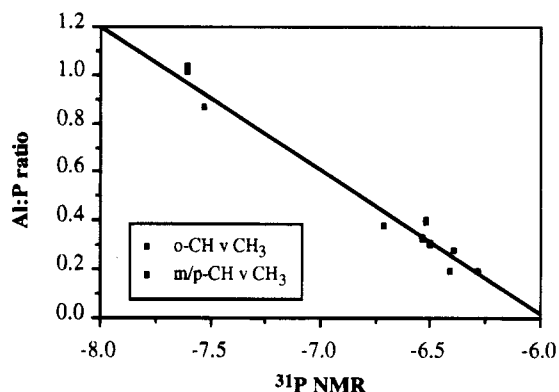
Addition of an excess of  $\text{PPh}_3$  to a solution of  $\text{Me}_3\text{Al}\cdot\text{PPh}_3$  shifts the equilibrium shown in eq 3. Thus, in the presence of an excess of  $\text{PPh}_3$ , essentially all the  $\text{AlMe}_3$  will be complexed to the phosphine. An additional (concentration-independent) equilibrium between coordinated and free phosphine also is present (eq 4), such that the  $^{31}\text{P}$  NMR spectrum of a sample



containing a mixture of  $\text{AlMe}_3$  with an excess of  $\text{PPh}_3$  will exhibit a single resonance whose shift is dependent on the  $\text{AlMe}_3\cdot\text{PPh}_3$  ratio. The relationship of the  $^{31}\text{P}$  NMR spectral shift with respect to  $\text{AlR}_3\cdot\text{PPh}_3$  is shown in Figures 1 ( $R = \text{Me}$ ), 2 ( $R = \text{Et}$ ), and 3 ( $R = \text{tBu}$ ). The shift dependence was determined from a series of standard solutions (see Experimental Section). In each case, the absolute ratio was determined as an average from the integration of the phosphine *o*-CH signal versus the Al-alkyl signal and, independently, from the signal for the phosphine's *p*- and *m*-CH groups versus the aluminum-alkyl signal.<sup>11</sup> This assures the minimization of errors due to both partial hydrolysis and/or accuracy in integration of the  $^1\text{H}$  NMR resonances. In

(10) Healy, M. D.; Ziller, J. W.; Barron, A. R. *J. Am. Chem. Soc.* **1990**, *112*, 2949.

(11) The  $^1\text{H}$  NMR signals for the triphenylphosphine *p*- and *m*-CH groups overlap and are observed as a broad unresolved multiplet.



**Figure 3.** Plot of the  $^{31}\text{P}$  NMR chemical shift of a mixture of  $\text{Al}(\text{tBu})_3$  and  $\text{PPh}_3$  in toluene- $d_8$  as a function of the Al:P ratio ( $R = 0.969$ ).

each case, under conditions of excess  $\text{PPh}_3$ , there is a linear relationship between the Al:P ratio and the  $^{31}\text{P}$  NMR shift. The relationships between the  $\text{AlR}_3$  to  $\text{PPh}_3$  ratio (Al:P) and the  $^{31}\text{P}$  NMR shift ( $\delta$ ) are given in eqs 5–7. The concentration independence of these relation-

$$R = \text{Me} \quad \text{Al:P} = -2.0323 - 0.34148(\delta) \quad (5)$$

$$R = \text{Et} \quad \text{Al:P} = -2.0675 - 0.34921(\delta) \quad (6)$$

$$R = \text{tBu} \quad \text{Al:P} = -3.5351 - 0.59143(\delta) \quad (7)$$

ships was tested by the preparation of multiple samples of varying concentrations. Furthermore, there were found to be negligible differences with different solvents: hexane, heptane, benzene, and toluene.<sup>12</sup>

It should be noted that, unlike the complexation of group 13 alkyls with phosphine oxides,<sup>13</sup> the equilibrium shown in eq 3 is not frozen out at  $-80^\circ\text{C}$ , precluding the direct integration of free and complexed species.

**Analysis of Alumoxanes.** The relationships shown in Figures 1–3 have been used to determine the  $\text{AlR}_3$  content of several commercial and synthesized alumoxane samples for which either the density and Al weight percent or the aluminum concentration was known.<sup>14</sup> A measured sample (5 mL) of alumoxane solution was added to an accurately weighed excess of  $\text{PPh}_3$ , and the mixture was allowed to reach equilibrium.<sup>15</sup> The  $^{31}\text{P}$  NMR spectrum was obtained and the Al:P ratio determined. Since the total mass of  $\text{PPh}_3$  is known and the proportion complexed to  $\text{AlR}_3$  is calculated from eqs 5–7, then the mass (and/or molarity) of aluminum in the form of  $\text{AlR}_3$  is readily calculated. The results for repeat runs of each sample are given in Table 1. From Table 2 it is clear that the internal precision of the technique is high:  $\pm 2\%$  ( $R = \text{Me}$ ).<sup>16</sup>

Two independent experiments are available to determine the validity of the phosphine approach. First, the

(12) Use of coordinating solvents, e.g.,  $\text{Et}_2\text{O}$  and THF, should be avoided due to competing equilibria; see: Power, M. B.; Nash, J. R.; Healy, M. D.; Barron, A. R. *Organometallics* **1992**, *11*, 1830.

(13) Power, M. B.; Ziller, J. W.; Barron, A. R. *Organometallics* **1993**, *12*, 4908.

(14) The density and aluminum content, from which the total aluminum concentration can be calculated, are given for all commercial MAO samples. The aluminum concentration of "homemade" samples is readily calculated from the quantity of reactant employed.

(15) Separate NMR experiments indicate that equilibrium is reached within the mixing time of the solutions.

(16) Increased accuracy is obtained if an estimate of the Al:P ratio is made and the amount of  $\text{PPh}_3$  added is proportioned to be ca. 1.5 greater.

**Table 1. Analysis of AlR<sub>3</sub> in Samples of Alumoxanes**

sample no.	alumoxane <sup>d</sup>	% Al as AlR <sub>3</sub>
1 <sup>a</sup>	MAO	43 ± 2
2 <sup>a</sup>	MAO	48 ± 1
3 <sup>a</sup>	MAO	36 ± 1
4 <sup>a</sup>	MAO	52 ± 2
5 <sup>b</sup>	MAO	25 ± 1
6 <sup>c</sup>	MAO (no AlMe <sub>3</sub> )	9.3 ± 0.1
7 <sup>b</sup>	EAO	31 ± 1
8 <sup>a</sup>	IBAO	5.4 ± 0.1
9 <sup>a</sup>	DBAO	8.0 ± 0.1

<sup>a</sup> Commercial sample. <sup>b</sup> Synthesized by literature methods. <sup>c</sup> Volatiles removed from sample 2 under vacuum (10<sup>-3</sup> Torr, 24 h). <sup>d</sup> Abbreviations: MAO = methylalumoxane, EAO = ethylalumoxane, IBAO = isobutylalumoxane, DBAO = bis(diisobutylaluminum oxide).

**Table 2. Multiple Analysis of a Commercial MAO Sample<sup>a</sup>**

run no.	vol of MAO soln <sup>b</sup> (mL)	amt of PPh <sub>3</sub> (g)	<sup>31</sup> P NMR shift (ppm)	% Al as AlR <sub>3</sub>
1	5.0	5.480	-7.013	46.9
2	5.0	5.108	-7.110	47.8
3	5.0	5.532	-7.045	48.8

<sup>a</sup> Sample 2 (see Table 1). <sup>b</sup> Conditions: toluene solution, 9.9 wt % Al,  $\rho = 0.88 \text{ g cm}^{-3}$ .

Al(<sup>i</sup>Bu)<sub>3</sub> content in a mixture with [(<sup>i</sup>Bu)<sub>2</sub>Al(O<sup>i</sup>Bu)]<sub>2</sub> was determined using the <sup>31</sup>P NMR method described and direct integration of the <sup>1</sup>H NMR spectrum. On the basis of integration of the <sup>1</sup>H NMR spectrum, Al(<sup>i</sup>Bu)<sub>3</sub> was determined to be 45 ± 1% of the aluminum. A value of 45 ± 2% was obtained using the <sup>31</sup>P NMR spectral method. Second, an accurately measured additional quantity of AlMe<sub>3</sub> was added to a sample of a previously analyzed MAO sample prior to phosphine addition. The experimentally determined level of AlMe<sub>3</sub> was 55% of the total aluminum content, which compares favorably with the calculated "ideal" value of 54%.

The values in Table 1 are lower than those obtained for the same samples by the pyridine titration, consistent with our observation that pyridines readily cleave Al-O-Al moieties.<sup>10</sup> Furthermore, the values obtained for AlMe<sub>3</sub> content from the phosphine method are higher in comparison with those from the measurement of volatility, consistent with the observation of the incomplete removal of AlMe<sub>3</sub> from MAO solutions. The phosphine method may be used to determine the residual AlMe<sub>3</sub> in MAO from which the AlMe<sub>3</sub> has been "removed". A commercial sample of MAO was placed under vacuum (10<sup>-3</sup> Torr) until no volatiles were collected in a liquid-N<sub>2</sub> trap. The sample was then analyzed by the phosphine method, and the AlMe<sub>3</sub> content was determined to be 9.3 ± 0.1% of the total aluminum content. The presence of AlMe<sub>3</sub> as opposed to another Lewis acidic species was confirmed by mass spectrometry.

It would appear, therefore, that the phosphine method for AlR<sub>3</sub> content determination is easier and more reproducible than previous methods. Furthermore, unlike previous methods, this is specific to AlR<sub>3</sub>, is not affected by the presence of the alumoxane, and determines total (i.e., both "free" and "complexed") AlR<sub>3</sub> in an alumoxane solution.

Several additional points are worth making. First, it is clear that, unlike the *tert*-butylalumoxanes, samples of MAO contain varying quantities of AlMe<sub>3</sub>. This

obviously makes comparison of the catalytic activity of alumoxanes from different sources and/or batches difficult and further highlights the importance of accurately determining the AlR<sub>3</sub> content in alumoxanes. Second, the reactive AlR<sub>3</sub> content decreases with increased steric bulk of the aluminum alkyl (see Table 1), as exemplified by the absence of Al(<sup>t</sup>Bu)<sub>3</sub> in samples of TBAO (*tert*-butylalumoxane). Third, DBAO, which has been proposed to be a single species,<sup>17</sup> i.e., [(<sup>i</sup>Bu)<sub>2</sub>Al{OAl(<sup>i</sup>Bu)<sub>2</sub>}]<sub>2</sub>, clearly contains residual Al(<sup>i</sup>Bu)<sub>3</sub>.

Finally, note should be taken of two assumptions that must be made with regard to EAO, IBAO, and DBAO. First, EAO commonly contains a quantity of *n*-butyl groups. If Al(<sup>n</sup>Bu)<sub>x</sub>(Et)<sub>3-x</sub> (*x* = 1-3) is formed, then substituent effects will cause a shift in the <sup>31</sup>P NMR from that expected for Et<sub>3</sub>Al-PPh<sub>3</sub>. Second, the ethyl- and isobutylalumoxanes potentially contain Al-H groups. Since phosphines are known to cleave the Al( $\mu$ -H)<sub>2</sub>Al unit,<sup>18</sup> the alkyl hydrides would complex to PPh<sub>3</sub> and cause a shift in the expected NMR resonance. However, given that these impurities are a minor constituent, they should not significantly change the accuracy of the analysis for AlR<sub>3</sub>.

## Experimental Section

All manipulation were carried out under an inert atmosphere of predried nitrogen or argon. Reference NMR spectra were recorded in toluene-*d*<sub>8</sub> on a Bruker WM-500. Shifts are reported in ppm relative to external SiMe<sub>4</sub> (<sup>1</sup>H, <sup>13</sup>C) and external H<sub>3</sub>PO<sub>4</sub> (H<sub>2</sub>O) (<sup>31</sup>P). Trimethylaluminum (TMA), isobutylalumoxane (IBAO), bis(diisobutylaluminum oxide) (DBAO), triisobutylaluminum (TBA), and triethylaluminum (TEA) were obtained from Akzo Nobel. Samples of methylalumoxane (MAO) were obtained from Akzo Nobel and Albarle. Ethylalumoxane (EAO) and Me<sub>3</sub>Al(PPh<sub>3</sub>) were prepared by following literature methods. PPh<sub>3</sub> (Aldrich) was recrystallized from EtOH prior to use.

Standard AlMe<sub>3</sub>/PPh<sub>3</sub> samples were prepared in the drybox. Me<sub>3</sub>Al(PPh<sub>3</sub>) (ca. 50 mg) was placed in a 5 mm NMR tube. To this was added PPh<sub>3</sub> (1-300 mg) and toluene-*d*<sub>8</sub> (ca. 1 mL). Standards with low PPh<sub>3</sub> were prepared by the addition of AlMe<sub>3</sub> to Me<sub>3</sub>Al-PPh<sub>3</sub>.

**Analysis of Alumoxane.** In a typical experiment a measured sample of MAO solution (5.0 mL) with a known total aluminum content (sample 2, 9.9 wt %) is added to an excess of PPh<sub>3</sub> (5.108 g). The actual quantity of PPh<sub>3</sub> employed is not important; however, ca. 5.0 g measured to ±0.001 g is recommended. The resulting solution was stirred at room temperature for 2 h. An aliquot (ca. 1 mL) of the reaction mixture was then transferred to an NMR tube in which toluene-*d*<sub>8</sub> (ca. 0.2 mL) had already been added. The <sup>31</sup>P NMR spectrum was obtained at 25 °C. From the NMR spectral shift and the appropriate equation (R = Me; eq 5) the Al:P ratio was determined (0.395). Given the mass of PPh<sub>3</sub> used, the mass of PPh<sub>3</sub> complexed to AlMe<sub>3</sub> (2.0176 g) and, hence, mass of Al existing as AlMe<sub>3</sub> (0.2079 g) were determined. The percentage of the total aluminum content existing as AlMe<sub>3</sub> is thus obtained (47.8%).

**Acknowledgment.** Financial support for this work was provided by the Office of Naval Research, and Akzo Nobel (Dobbs Ferry, NY) is acknowledged for a gift of chemicals.

OM940853Y

(17) Boleslawski, M.; Serwatowski, J. *J. Organomet. Chem.* **1983**, *254*, 159.

(18) Barron, A. R.; Motevalii, M.; Hursthouse, M. B.; Wilkinson, G. *J. Chem. Soc., Chem. Commun.* **1985**, 664.